

ANDREW G. STACK

Group Leader, Geochemistry and Interfacial Sciences
Oak Ridge National Laboratory
One Bethel Valley Road, P.O. Box 2008
Bldg. 4100, Rm. C346
Oak Ridge, TN 37831-6110
Phone: 865-574-8450, Fax: 865-574-4961
E-mail: stackag@ornl.gov



Professional Interests

Mineral surface chemistry, particularly nucleation, growth and dissolution. Geochemical reaction kinetics and mechanisms. Reactions in aqueous solutions and porous media. Reactivity of inorganic contaminants.

Educational Background

Ph.D. Geology	2002	University of Wyoming
M.S. Geology	1999	University of Wyoming
B.S. Geological Sciences: Geochemistry option	1997	Virginia Polytechnic Institute

Employment History

Distinguished R&D Staff	Oak Ridge National Laboratory	2023-present
Group Leader	Oak Ridge National Laboratory	2017-present
Acting Division Director	Oak Ridge National Laboratory	2020-2021, 2017-2018
Senior R&D Staff	Oak Ridge National Laboratory	2014-2023
R&D Staff	Oak Ridge National Laboratory	2010-2013
Assistant Professor	Georgia Institute of Technology	2005-2010
Postgraduate Researcher	University of California, Davis	2002-2005
Graduate Research Assistant	University of Wyoming	1997-2002
Temporary Scientist Level I	Shepherd-Miller Inc.	1998
Graduate Teaching Assistant	University of Wyoming	1997
Hydrologist	U.S. Geological Survey	1994-1997

Honors & Awards

Outstanding Contributions to Geosciences Research Award (2014). U.S. DOE Basic Energy Sciences, Geosciences Program
Award for One of Top 14 Technical Presentations (out of > 300), Twelfth Annual Conference on Carbon Capture, Utilization & Sequestration. Pittsburgh, PA, May 13-16, (2013)
Finalist for [Asylum Research AFM Image Contest](#) (2014)
Profile featured at ORNL web-site ([Part I](#), [Part II](#)), [STEM Magazine](#) (2015)
Profile featured in American Chemical Society's "[College-To-Career](#)" web-site (2014)
ORNL Incentivized Performance Awards (2021, 2020, 2019, 2018, 2016, 2015, 2014)
ORNL Supplemental Performance Awards (2013, 2012, 2011)
Mineralogical Society of America Undergraduate Award (1997)

U.S. Department of Interior On-the-Spot Award (1996)

Professional Activities and Service

- Member, Committee of Visitors, U.S. Department of Energy, Office of Science, Office of Workforce Development for Teachers and Scientists (2023)
- Member, Project Science Team, National Alliance for Water Innovation project “Electromagnetic Field for Membrane Scaling Control” (2022-present)
- Faculty Member, Bredesen Center for Interdisciplinary Research and Graduate Education, University Tennessee/Oak Ridge National Laboratory (2016-present)
- Journal Editorial Board Member, *Geochemical Transactions* (2013-2023)
- Member, Basic Energy Sciences Advisory Committee, U.S. Department of Energy, Office of Science (2019-2022)
- Chair, Committee of Visitors, U.S. Department of Energy, Office of Science, Office of Basic Energy Sciences, Chemical Sciences, Geosciences and Biosciences Division (2020)
- Chair, an American Chemical Society National Award Selection Committee (2023, member: 2021-2022), Officer, Geochemistry Division: Past Division Chair (2015), Division Chair (2014), Program Chair (2013), Program-Chair Elect (2012), Awards Committee Member (2016-2018). Organizer of Geochemistry Division Programming at National American Chemical Society conferences (fall 2013, spring 2014)
- Member of Adjunct Graduate Faculty, Wright State University (2013-2018)
- Member of ORNL Committees: Research Conflict of Interest Advisory Committee (2015-2020); Technology Innovation Program Internal Review Committee (2018); Laboratory Directed Research and Development Internal Review Committee, “Next-Generation Techniques and Methods for Neutron Sciences” (2015-2017); Center for Accelerated Materials Modeling Advisory Committee (2015-2016)
- Attended Courageous Leaders Summit (2019), Alda-Kavli Leadership Program (2016), ORNL Developing Leadership Potential (2015), and ORNL Management Boot Camp (2013) courses
- Co-Organizer of symposia: Semi-annual National American Chemical Society conferences (spring 2020, 2×spring 2015, spring 2014, spring 2013, fall 2013), V. M. Goldschmidt Geochemical Society conferences (2×2015, 2012, 2×2010, 2009, 2007, 2005), Pacificchem (2015)
- Member of the Proposal Study Council (2013) & Proposal Study Panel (2012) for the Molecular Foundry, a DOE Nanoscale Science Research Center
- Served on U.S. National Science Foundation Geobiology and Low Temperature Aqueous Geochemistry review panels (2012, 2011, 2009)
- Served on review panel for the U.S. Department of Energy Biological and Environmental Research Program triennial review of the Environmental Molecular Sciences Laboratory at Pacific Northwest National Laboratory (2011)
- Member: *American Chemical Society, American Association for the Advancement of Science*

Community Workshop Participation

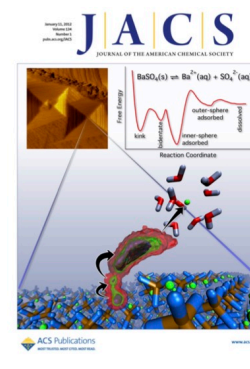





- Co-Chair: Subsurface and Geosciences breakout session, AI Town Hall for Science, Lawrence Berkeley National Laboratory (2019)

Panelist and Liaison to the Workshop Chair: Experts' Workshop on Carbon Capture, Utilization and Storage for the Mission Innovation Challenge global initiative (2017)

Panelist: Department of Energy, Basic Energy Sciences workshop and contributor to factual document on Basic Research Needs for the Energy-Water Nexus (2017)

Panelist/Roundtable Expert: Department of Energy, Basic Energy Sciences workshops and contributor to report on Subsurface Technology and Engineering Research Program (SubTER) and a new Grand Challenge for Subsurface Science (2015)

Selected Journal/Supplemental Covers:



Publications: n=102, [Google H-index = 32](#). (DOIs are hyperlinks)

1. Wang, H.-W.; Page, K.; Nader, R. B.; **Stack, A. G.**; Bish, D. L. (2023) Multilevel Atomic Structural Model for Interstratified Opal Materials. *J. Appl. Crystallogr.*, 56, 1813-1823. [DOI: 10.1107/S1600576723009913](https://doi.org/10.1107/S1600576723009913)
2. Wanhala, A. K.; Gibson, L. D.; Stubbs, J. E.; Custelcean, R.; Hexel, C.; Eng, P. J.; Bryantsev, V. S.; **Stack, A. G.** (2023) Structure of the Bastnäsite (001) Surface by Crystal Truncation Rod X-Ray Diffraction and Ab Initio Molecular Dynamics: Implications for Separations of a Rare Earth Ore Mineral. *J. Phys. Chem. C*, 127, 21150-21160. [DOI: 10.1021/acs.jpcc.3c05905](https://doi.org/10.1021/acs.jpcc.3c05905) (Suppl. cover)
3. Weber, J.; Starchenko, V.; Yuan, K.; Anovitz, L. M.; Unocic, R.; Borisevich, A.; Boebinger, M.; **Stack, A. G.** (2023) Armoring of MgO by a Passivation Layer Impedes Direct Air

- Capture of CO₂. *Environ. Sci. Technol.*, 57, 14929-14937 [DOI: 10.1021/acs.est.3c04690](https://doi.org/10.1021/acs.est.3c04690) (Suppl. Cover)
- Dhakal, D.; Driscoll, D. M.; Govind, N.; **Stack, A. G.**; Rampal, N.; Schenter, G.; Mundy, C. J.; Fister, T. T.; Fulton, J. L.; Balasubramanian, M.; Seidler, G. T. (2023) The Evolution of Solvation Symmetry and Composition in Zn Halide Aqueous Solutions from Dilute to Extreme Concentrations. *Phys. Chem. Chem. Phys.* 25, 22650-22661. [DOI: 10.1039/D3CP01559A](https://doi.org/10.1039/D3CP01559A)
 - Yang, P.; Lee, S. S.; Fenter, P.; Bracco, J. N.; **Stack, A. G.** (2023) Sorption of arsenate, selenate, and molybdate on the barite (001) surface. *ACS Earth Space Chem.* 7, 1545-1556. [DOI: 10.1021/acsearthspacechem.3c00096](https://doi.org/10.1021/acsearthspacechem.3c00096)
 - Liu, L.; Legg, B. A.; Smith, W.; Anovitz, L. M.; Zhang, X.; Harper, R.; Pearce, C. I.; Rosso, K. M.; **Stack, A. G.**; Bleuel, M.; Mildner, D. F. R.; Schenter, G. K.; Clark, A. E.; De Yoreo, J. J.; Chun, J.; Nakouzi, E. (2023) Predicting outcomes of nanoparticle attachment by connecting atomistic, interfacial, particle, and aggregate scales. *ACS Nano.* 17, 15556–15567. [DOI: 10.1021/acsnano.3c02145](https://doi.org/10.1021/acsnano.3c02145)
 - Yuan, K.; Starchenko, V.; Rampal, N.; Yang, F.; Xiao, X.; **Stack, A. G.** (2023) Assessing an aqueous flow cell designed for in situ crystal growth under X-ray nanotomography and effects of radiolysis products. *J. Synchrotron Rad.* 30, 1-9. [DOI: 10.1107/S1600577523002783](https://doi.org/10.1107/S1600577523002783)
 - Weber, J., Starchenko, V., Ilavksy, J., Allard, L.F., Mata, J., Debeer-Schmitt, L., Cooke, C.G., Littrell, K., He, L., Zhang, R., **Stack, A.G.**, Anovitz, L.M. (2023) Grain Boundary Widening Controls Siderite (FeCO₃) Replacement of Limestone (CaCO₃). *Sci. Rep.* 13:4581 [DOI: 10.1038/s41598-023-30757-y](https://doi.org/10.1038/s41598-023-30757-y)
 - Nakouzi, E.; Kersit, S; Legg, B. A.; Yadav, S.; Li, D.; **Stack, A. G.**; Mundy, C. J.; Chun, J.; Schenter, G. K.; De Yoreo, J. J. (2023) Solution Structure and Hydration Forces between Mica and Hydrophilic Versus Hydrophobic Surfaces. *J. Phys. Chem. C.* 127, 2741-2752. [DOI: 10.1021/acs.jpcc.2c09120](https://doi.org/10.1021/acs.jpcc.2c09120)
 - Roy, S.; Bocharova, V.; **Stack, A. G.**; Bryantsev, V. (2022) Nucleation Rate Theory for Coordination Number: Elucidating Water-Mediated Formation of a Zigzag Na₂SO₄ Morphology. *ACS Appl. Mater. Interfaces*, 14, 53213-53227. [DOI: 10.1021/acsami.2c17475](https://doi.org/10.1021/acsami.2c17475)
 - Brady, A. B.; Weber, J.; Yuan, K.; Allard, L. F.; Avina, O.; Ogaz, R.; Chang, Y.-J.; Rampal, N.; Starchenko, V.; Rother, G.; Anovitz, L. M.; Bañuelos, J. L.; Wang, H.-W.; **Stack, A. G.** (2022) In-Situ Observations of Barium Sulfate Nucleation in Nanopores. *Cryst. Growth Des.*, 22, 6941-6951. [DOI: 10.1021/acs.cgd.2c00592](https://doi.org/10.1021/acs.cgd.2c00592)
 - Yang, P.; Rampal, N.; Weber, J.; Bracco, J. N.; Fenter, P.; **Stack, A. G.**; Lee, S. S. (2022) Synergistic Enhancement of Lead and Selenate Uptake at the Barite (001)–Water Interface. *Environ. Sci. Technol.*, 56, 16801-16810. [DOI: 10.1021/acs.est.2c04413](https://doi.org/10.1021/acs.est.2c04413)
 - Deng, N.; Zuo, X.; **Stack, A. G.**; Lee, S. S.; Zhou, Z.; Weber, J.; Hu, Y. (2022) Selenite and Selenate Sequestration during Coprecipitation with Barite: Insights from Mineralization Processes of Adsorption, Nucleation and Growth. *Environ. Sci. Technol.*, 56, 15518-15527. [DOI: 10.1021/acs.est.2c03292](https://doi.org/10.1021/acs.est.2c03292)

14. Hajirezaie, S.; Peters, C. A.; Cole, D. R.; Sheets, J. M.; Kim, J. J.; Swift, A. M.; Crandall, D.; Cheshire, M. C.; **Stack, A. G.**; Anovitz, L. M. (2022) Sealing fractures to increase underground storage security: Lessons learned from a multiscale multimodal imaging study of a syntaxial vein in a mudrock. *Chem. Geol.*, 614, 121164. DOI: [10.1016/j.chemgeo.2022.121164](https://doi.org/10.1016/j.chemgeo.2022.121164)
15. Nienhuis, E. T.; Pouvreau, M.; Graham, T. R.; Prange, M. P.; Page, K.; Loring, J. S.; **Stack, A. G.**; Clark, A. E.; Schenter, G. K.; Rosso, K. M.; Pearce, C. I.; Wang, H.-W. (2022) Structure and reactivity of sodium aluminate complexes in alkaline solutions. *J. Mol. Liq.* 367, 120379. DOI: [10.1016/j.molliq.2022.120379](https://doi.org/10.1016/j.molliq.2022.120379)
16. Liu, W.; Pouvreau, M.; **Stack, A. G.**; Yang, X.; Clark, A. E. (2022) Concentration Dependent Interfacial Chemistry of the NaOH_(aq):Gibbsite Interface. *Phys. Chem. Chem. Phys.* 56, 5029-5036. DOI: [10.1039/D2CP01997C](https://doi.org/10.1039/D2CP01997C) (back cover)
17. Page, K.; **Stack, A. G.**; Chen, S. A.; Wang, H.-W. (2022) Nanopore Facilitated Monohydrocalcitic Amorphous Calcium Carbonate Precipitation. *Phys. Chem. Chem. Phys.*, 24, 18340-18346 DOI: [10.1039/d2cp00446a](https://doi.org/10.1039/d2cp00446a)
18. Yang, F.; Yuan, K.; **Stack, A. G.**; Starchenko, V. (2022) Numerical Study of Mineral Nucleation and Growth on a Substrate. *ACS Earth Space Chem.* 6, 1655-1665 DOI: [10.1021/acsearthspacechem.1c00376](https://doi.org/10.1021/acsearthspacechem.1c00376)
19. Biriukov, D.; Wang, H.-W.; Rampal, N.; Tempira, C.; Kula, P.; Neufeind, J. C.; **Stack, A. G.**; Předota, M. (2022) The “Good”, the “Bad”, and the “Hidden” in Neutron Scattering and Molecular Dynamics of Ionic Aqueous Solutions. *J. Chem. Phys.* 156, 194505. DOI: [10.1063/5.0093643](https://doi.org/10.1063/5.0093643) Selected as a Feature Article.
20. Chapleski, Jr. R. C.; Chowdhury, A. U.; Wanhala, A. K.; Gibson, L. D.; Stamberg, D.; Janson-Popova, S.; Sacci, R. L.; Meyer, III, H. M.; **Stack, A. G.**; Bocherova, V.; Doughty, B.; Bryantsev, V. S. (2022) Improving Rare-Earth Mineral Separation with Insights from Molecular Recognition: Functionalized Hydroxamic Acid Adsorption onto Bastnäsite and Calcite. *Langmuir*, 38, 5439-5453. DOI: [10.1021/acs.langmuir.1c03422](https://doi.org/10.1021/acs.langmuir.1c03422)
21. Liu, L.; Chun, J.; Zhang, X.; Sassi, M.; **Stack, A. G.**; Pearce, C. I.; Clark, S. B.; Rosso, K. M.; De Yoreo, J. J.; Kimmel, G. A. (2022) Radiolysis and Radiation-Driven Dynamics of Boehmite Dissolution Observed by In Situ Liquid-Phase TEM. *Environ. Sci Technol.* 56, 8. DOI: [10.1021/acs.est.1c08415](https://doi.org/10.1021/acs.est.1c08415)
22. Anovitz, L. M.; Huestis, P.; Rampal, N.; **Stack, A. G.**; LaVerne, J. A.; Zhang, X.; Schenter, G. K.; Chun, J.; Legg, B. A.; Liu, L.; Bleuel, M.; Gagnon, C.; Mildner, D. F. R. (2022) Frustrated Coulombic and Cation Size Effects on Nanoscale Boehmite Aggregation: A Tumbler Small- and Ultra-Small Angle Neutron Scattering Study. *J. Chem. Phys. C* 126, 4391-4414. DOI: [10.1021/acs.jpcc.1c10580](https://doi.org/10.1021/acs.jpcc.1c10580)
23. Rother, G.; Gautam, S.; Liu, T.; Cole, D. R.; Busch, A.; **Stack, A. G.** (2022) Molecular Structure of Adsorbed Water Phases in Silica Nanopores. *J. Phys. Chem. C* 126, 2885-2895 DOI: [10.1021/acs.jpcc.1c10162](https://doi.org/10.1021/acs.jpcc.1c10162)
24. Wang, H.-W.; Yuan, K.; Rampal, N.; **Stack, A. G.** (2021) Solution and Interface Structure and Dynamics in Geochemistry: Gateway to Link Elementary Processes to Mineral Nucleation and Growth. *Cryst. Growth Des.* 22, 852-870 DOI: [10.1021/acs.cgd.1c00563](https://doi.org/10.1021/acs.cgd.1c00563)

25. Weber, J.; Bracco, J. N.; Yuan, K.; Starchenko, V.; **Stack, A. G.** (2021) Studies of Mineral Nucleation and Growth Across Multiple Scales: Review of the Current State of Research using the example of Barite (BaSO₄). *ACS Earth Space Chem.* 5, 3338-3361 [DOI: 10.1021/acsearthspacechem.1c00055](https://doi.org/10.1021/acsearthspacechem.1c00055) (Suppl. cover)
26. Yuan, K.; Starchenko, V.; Rampal, N.; Yang, F.; Yang, X.; Lee, W.-K.; **Stack, A. G.** (2021) Opposing effects of impurity ion Sr²⁺ on the heterogeneous nucleation and growth of barite (BaSO₄). *Cryst. Growth Des.*, 21, 5828-5839 [DOI: 10.1021/acs.cgd.1c00715](https://doi.org/10.1021/acs.cgd.1c00715) (Suppl. cover)
27. **Stack, A. G.**; Wang, H.-W.; Cole, D. R. (2021) Nano-Scale Structure and Dynamics in Geochemical Systems. *Elements* 17, 169-174, [DOI: 10.2138/gselements.17.3.169](https://doi.org/10.2138/gselements.17.3.169) (cover)
28. Yuan, K.; Rampal, N.; Fenter, P.; Kubicki, J.; **Stack, A. G.**; Irle, S. (2021) Density Functional Tight-Binding Simulations Reveal the Presence of Surface Defects on the Quartz (101)-Water Interface. *J. Phys. Chem. C*, 125, 16246-16255. [DOI: 10.1021/acs.jpcc.1c03689](https://doi.org/10.1021/acs.jpcc.1c03689). (Suppl. cover)
29. Rampal, N.; Wang, H.-W.; Biriukov, D.; Brady, A. B.; Neufeind, J. C.; Předota, M.; **Stack, A. G.** (2021) Local molecular environment drives speciation and reactivity of ion complexes in concentrated salt solution. *J. Mol. Liq.* 340, 116898 [DOI: 10.1016/j.molliq.2021.116898](https://doi.org/10.1016/j.molliq.2021.116898)
30. Géhin, A.; Gilbert, B.; Chakraborty, S.; **Stack, A. G.**; Allard, L. F.; Robinet, J.-C.; Charlet, L. (2021) Long-term ¹³C Uptake by ¹²C-enriched Calcite. *ACS Earth Space Chem.*, 5, 998-1005 [DOI:10.1021/acsearthspacechem.0c00122](https://doi.org/10.1021/acsearthspacechem.0c00122)
31. Weber, J.; Cheshire, M. C.; Bleuel, M.; Mildner, D.; Chang, Y. J.; Ievlev, A.; Littrel, K. C.; Ilavsky, J.; **Stack, A. G.**; Anovitz, L. M. (2021) Influence of Microstructure on Replacement and Porosity Generation during Experimental Dolomitization of Limestones. *Geochim. Cosmochim. Acta*, 303, 137-158. [DOI: 10.1016/j.gca.2021.03.029](https://doi.org/10.1016/j.gca.2021.03.029)
32. Yang, F.; **Stack, A. G.**; Starchenko, V. (2021) Micro-continuum Approach to Mineral Precipitation: Application to Barite Formation. *Sci. Rep.*, 11, 1-14. [DOI: 10.1038/s41598-021-82807-y](https://doi.org/10.1038/s41598-021-82807-y)
33. Nakouzi, E.; **Stack, A. G.**; Kerisit, S.; Legg, B.; Mundy, C.; Schenter, G.; Chun, J.; De Yoreo, J. J. (2021) Moving beyond the Solvent-Tip Approximation to Determine Site-Specific Variations of Interfacial Water Structure through 3D Force Microscopy. *J. Phys. Chem. C*, 125, 1282-1291. [DOI: 10.1021/acs.jpcc.0c07901](https://doi.org/10.1021/acs.jpcc.0c07901)
34. Bracco, J. N.; Lee, S. S.; Braha, I.; Dorfman, A.; Fenter, P.; **Stack, A. G.** (2020) Pb Sorption at the Barite (001)-Water Interface. *J. Phys. Chem. C*, 124, 22035-22045
35. Chapelski, Jr., R. C.; Chowdhury, A. U.; Wanhala, A. K.; Bocharova, V.; Roy, S.; Keller, P. C.; Everly, D.; Jansone-Popova, S.; Kisiuk, A.; Sacci, R. L.; **Stack, A. G.**; Anderson, C. G.; Doughty, B.; Bryantsev, V. S. (2020) A Molecular-Scale Approach to Rare-Earth Beneficiation: Thinking Small to Avoid Large Losses. *iScience*, 101435. [DOI: 10.1016/j.isci.2020.101435](https://doi.org/10.1016/j.isci.2020.101435)

36. Rother, G.; **Stack, A. G.**; Gautam, S. S.; Liu, T.; Cole, D. R.; Busch, A. (2020) Water Uptake by Silica Nanopores: Impacts of Surface Hydrophilicity and Pore Size. *J. Phys. Chem. C*, 124, 15188-15194. DOI: [10.1021/acs.jpcc.0c02595](https://doi.org/10.1021/acs.jpcc.0c02595)
37. Liu, M.; Starchenko, V.; Anovitz, L. M.; **Stack, A. G.** (2020) Grain detachment and transport clogging during mineral dissolution in carbonate rocks with permeable grain boundaries. *Geochim. Cosmochim. Acta*, 280, 202-220. DOI: [10.1016/j.gca.2020.04.022](https://doi.org/10.1016/j.gca.2020.04.022)
38. Gao, S.; Sun, F.; Brady, A.; Pan, Y.; Erwin, A.; Yang, D.; Truskruk, V.; **Stack, A. G.**; Saito, T.; Yang, H.; Cao, P.-F. (2020) Ultra-efficient polymer binder for silicon anode in high-capacity lithium-ion batteries. *Nano Energy*, 73, 104804 DOI: [10.1016/j.nanoen.2020.104804](https://doi.org/10.1016/j.nanoen.2020.104804)
39. Roy, S.; Wu, L.; Srinivasan, S. G.; **Stack, A. G.**; Navrotsky, A.; Bryantsev, V. S. (2020) Hydration structure and water exchange kinetics at xenotime–water interfaces: implications for rare earth minerals separation. *Phys. Chem. Chem. Phys.* 22, 7719-7727 DOI: [10.1039/D0CP00087F](https://doi.org/10.1039/D0CP00087F)
40. Sutton, J. E.; Roy, S.; Chowdhury, A. U.; Wu, L.; Wanhala, A. K.; De Silva, N.; Jansone-Popova, S.; Hay, B. P.; Cheshire, M. C.; Windus, T. L.; **Stack, A. G.**; Navrotsky, A.; Moyer, B. A.; Doughty, B.; Bryantsev, V. S. (2020) Molecular Recognition at Mineral Interfaces: Implications for the Beneficiation of Rare Earth Ores. *ACS Appl. Mater. Int.* 12, 16327-16341. DOI: [10.1021/acscami.9b22902](https://doi.org/10.1021/acscami.9b22902)
41. Weber, J.; Cheshire, M. C.; DiStefano, V. H.; Littrell, K. C.; Ilavsky, J.; Bleuel, M.; Bozell-Messerschmidt, J. K.; Ievlev, A.; **Stack, A. G.**; Anovitz, L. M. (2019) Controls of Microstructure and Chemical Reactivity on the Replacement of Limestone by Fluorite Studied Using Spatially Resolved Small Angle X-ray and Neutron Scattering. *ACS Earth Space Chem.* 3, 1998-2016 DOI: [10.1021/acsearthspacechem.9b00085](https://doi.org/10.1021/acsearthspacechem.9b00085)
42. Wanhala, A. K.; Doughty, B. Bryantsev, V. S.; Wu, L.; Mahurin, S. M.; Jansone-Popova S.; Cheshire, M. C.; Navrotsky, A.; **Stack, A. G.** (2019) Adsorption Mechanism of Alkyl Hydroxamic Acid onto Bastnäsite: Fundamental Steps toward Rational Collector Design for Rare Earth Elements. *J. Coll. Int. Sci.* 553, 210-219, DOI: [10.1016/j.jcis.2019.06.025](https://doi.org/10.1016/j.jcis.2019.06.025)
43. Wang, H.-W.; Graham, T. R.; Mamontov, E.; Page, K.; **Stack, A. G.**; Pearce, C. I. (2019) Counteractions Control Local Specific Bonding Interactions and Nucleation Mechanisms in Concentrated Water-in-Salt Solutions. *J. Phys. Chem. Lett.* 10, 3318-3325, DOI: [10.1021/acs.jpcclett.9b01416](https://doi.org/10.1021/acs.jpcclett.9b01416)
44. Deng, N.; **Stack, A. G.**; Weber, J.; Cao, B.; De Yoreo, J. J.; Hu, Y. (2019) Organic–mineral interfacial chemistry drives heterogeneous nucleation of Sr-rich ($\text{Ba}_x\text{Sr}_{1-x}$)SO₄ from undersaturated solution. *Proc. Nat'l. Acad. Sci.* 116, 13221-13226, DOI: [10.1073/pnas.1821065116](https://doi.org/10.1073/pnas.1821065116)
45. Semrouni, D.; Wang, W.-H.; Clark, S. B.; Pearce, C.; Page, K.; Schenter, G.; Wesolowski, D. J.; **Stack, A. G.**; Clark, A. E. (2019) Resolving local configurational contributions to X-ray and neutron radial distribution functions within solutions of concentrated electrolytes – a case study of concentrated NaOH. *Phys. Chem. Chem. Phys.* 21, 6828-6838 DOI: [10.1039/c8cp06802j](https://doi.org/10.1039/c8cp06802j)
46. DiStefano, V. H.; McFarlane, J.; **Stack, A. G.**; Perfect, E.; Mildner, D. F. R.; Bleuel, M.; Chipera, S. J.; Littrell, K. C.; Cheshire, M. C.; Manz, K. E.; Anovitz, L. M. (2019)

- Solvent-pore interactions in the Eagle Ford shale formation. *Fuel*, 238, 298-311. DOI: [10.1016/j.fuel.2018.10.010](https://doi.org/10.1016/j.fuel.2018.10.010)
47. Bracco, J. N.; Lee, S. S.; Stubbs, J. E.; Eng, P. J.; Jinda, S.; Warren, D. M.; Kommu, A.; Fenter, P.; Kubicki, J. D.; **Stack, A. G.** (2019) Simultaneous Adsorption and Incorporation of Sr²⁺ at the Barite (001) – Water Interface. *J. Phys. Chem. C* 123, 1194-1207 DOI: [10.1021/acs.jpcc.8b08848](https://doi.org/10.1021/acs.jpcc.8b08848)
 48. Graham, T. R.; Semrouni, D.; Mamontov, E.; Ramirez-Cuesta, A. J.; Page, K.; Clark, A. E.; Schenter, G. K.; Pearce, C. I.; **Stack, A. G.**; Wang, H-W. (2018) Coupled Multimodal Dynamics of Hydrogen-Containing Ion Networks in Water-Deficient, Sodium-Hydroxide-Aluminate Solutions. *J. Phys. Chem. B* 122, 12097-12106, DOI: [10.1021/acs.jpcc.8b09375](https://doi.org/10.1021/acs.jpcc.8b09375) (cover)
 49. Anovitz, L. M.; Zhang, X.; Soltis, J.; Nakouzi, E.; Krzysko, A. J.; Chun, J.; Schenter, G. K.; Graham, T. R.; Rosso, K. M.; De Yoreo, J. J.; **Stack, A. G.**; Bleuel, M.; Gagnon, C.; Mildner, D. F. R.; Ilavsky, J.; Kuzmenko, I. (2018) Effects of Ionic Strength, Salt, and pH on Aggregation of Boehmite Nanocrystals: Tumbler Small-Angle Neutron and X-ray Scattering and Imaging Analysis. *Langmuir* 34, 15839-15853 DOI: [10.1021/acs.langmuir.8b00865](https://doi.org/10.1021/acs.langmuir.8b00865)
 50. **Stack, A. G.**; Stubbs, J. E.; Srinivasan, S. G.; Roy, S.; Bryantsev, V. S.; Eng, P. J.; Custelcean, R.; Gordon, A. D.; Hexel, C. R. (2018) Mineral-Water Interface Structure of Xenotime (YPO₄) {100} *J. Phys. Chem. C* 122, 20232-20243 DOI: [10.1021/acs.jpcc.8b04015](https://doi.org/10.1021/acs.jpcc.8b04015)
 51. Weber, J.; Bracco, J. N.; Poplawsky, J. D.; Ievlev, A.; More, K. L.; Lorenz, M.; Bertagni, A. L.; Jindra, S. A.; Starchenko, V.; Higgins, S. R.; **Stack, A. G.** (2018) Unraveling the Effects of Strontium Incorporation on Barite Growth – In-situ and Ex-situ Observations using Multi-Scale Chemical Imaging. *Cryst. Growth Des.* 18, 5521-5533 DOI: [10.1021/acs.cgd.8b00839](https://doi.org/10.1021/acs.cgd.8b00839)
 52. Wang, H.-W.; Vlcek, L.; Neufeind, J.; Page, K.; Irle, S.; Simonson, J. S.; **Stack, A. G.** (2018) Decoding Oxyanion Aqueous Solvation Structure: A Potassium-Nitrate Example at Saturation. *J. Phys. Chem. B.* 122, 7584-7589 DOI: [10.1021/acs.jpcc.8b05895](https://doi.org/10.1021/acs.jpcc.8b05895)
 53. Graham, T. R.; Dembowski, M.; Martinez-Baez, E.; Zhang, X.; Jaegers, N. R.; Hu, J.; Gruskiewicz, M. S.; Wang, H.-W.; **Stack, A. G.**; Bowden, M. E.; Delegard, C. H.; Schenter, G. K.; Clark, A. E.; Clark, S. B.; Felmy, A. R.; Rosso, K. M.; Pearce, C. I. (2018) In-Situ ²⁷Al NMR Spectroscopy of Aluminate in Sodium Hydroxide Solutions Above and Below Saturation with Respect to Gibbsite. *Inorg. Chem.* 57, 11864-11873 DOI: [10.1021/acs.inorgchem.8b00617](https://doi.org/10.1021/acs.inorgchem.8b00617)
 54. Cheshire, M. C.; Bish, D. L.; Cahil, J. F.; Kertesz, V.; **Stack, A. G.** (2018) Geochemical evidence for rare-earth element mobilization during kaolin diagenesis. *ACS Earth Space Chem.* 2, 503-520 DOI: [10.1021/acsearthspacechem.7b00124](https://doi.org/10.1021/acsearthspacechem.7b00124)
 55. Shen, Z.; Kerisit, S.; **Stack, A. G.**; Rosso, K. M. (2018) Free-Energy Landscape of the Dissolution of Gibbsite at High pH. *J. Phys. Chem. Lett.* 9, 1809-1814. DOI: [10.1021/acs.jpcclett.8b00484](https://doi.org/10.1021/acs.jpcclett.8b00484)
 56. Cao, B.; **Stack, A. G.**; Steefel, C. I.; DePaolo, D. J.; Lammers, L. N.; Hu, Y. (2018) Investigating Calcite Growth Rates Using a Quartz Crystal Microbalance with

- Dissipation (QCM-D). *Geochim. Cosmochim. Acta* 222, 269-283. DOI: [10.1016/j.gca.2017.10.020](https://doi.org/10.1016/j.gca.2017.10.020)
57. Bracco, J. N.; Lee, S. S.; Stubbs, J. E.; Eng, P. J.; Heberling, F.; Fenter, P.; **Stack, A. G.** (2017) Hydration Structure of the Barite (001)-Water Interface: Comparison of X-ray Reflectivity with Molecular Dynamics Simulations. *J. Phys. Chem. C* 122, 12236-12248 DOI: [10.1021/acs.jpcc.7b02943](https://doi.org/10.1021/acs.jpcc.7b02943)
58. De La Pierre, M.; Raiteri, A. G.; **Stack, A. G.**; Gale, J. D. (2017) Uncovering the atomistic mechanism for calcite step growth. *Angew. Chem. Int'l. Ed.* 56, 8464-8467 DOI: [10.1002/ange.201701701](https://doi.org/10.1002/ange.201701701)
59. Srinivasan, S. G.; Shivaramaiah, R.; Kent, P. R. C.; **Stack, A. G.**, Riman, R. E.; Anderko, A.; Navrotsky, A.; Bryantsev, V. S. (2017) A Comparative Study of Surface Energies and Water Adsorption on Ce-Bastnäsite, La-Bastnäsite, and Calcite via Density Functional Theory and Water Adsorption Calorimetry. *Phys. Chem. Chem. Phys.* 19(11), 7820-7832. DOI: [10.1039/C7CP00811B](https://doi.org/10.1039/C7CP00811B)
60. Wang, H.-W.; Daemen, L. L.; Cheshire, M. C.; Kidder, M. K.; **Stack, A. G.**; Allard, L. F.; Neufeind, J.; Olds, D.; Liu, J.; Page, K. (2017) Synthesis and structure of synthetically pure and deuterated amorphous (basic) calcium carbonates. *Chem. Comm.* 53, 2942-2945. DOI: [10.1039/C6CC08848A](https://doi.org/10.1039/C6CC08848A)
61. Cheshire, M. C.; **Stack, A. G.**; Carey, J. W.; Anovitz, L. M.; Prisk, T. R.; Ilavsky, J. (2017) Wellbore Cement Porosity Evolution in Response to Mineral Alteration During CO₂ Flooding. *Environ. Sci. Technol.* 51, 692-698 DOI: [10.1021/acs.est.6b03290](https://doi.org/10.1021/acs.est.6b03290)
62. **Stack, A. G.**; Borreguero, J. M.; Prisk, T. R.; Mamontov, E.; Wang, H.-W.; Vlcek, L.; Wesolowski, D. J. (2016) Precise determination of water exchanges on a mineral surface. *Phys. Chem. Chem. Phys.* 18, 28817-28828 DOI: [10.1039/C6CP05836A](https://doi.org/10.1039/C6CP05836A)
63. DiStefano, V. H.; McFarlane, J.; Anovitz, L. M.; **Stack, A. G.**; Gordon, A. D.; Littrell, K. C.; Chipera, S. J.; Hunt, R. D.; Lewis, S. A.; Hale, R. E.; Perfect, E. (2016) Extraction of organic compounds from representative shales and the effect on porosity. *J. Nat. Gas. Sci. Engr.*, 35, 646-660 DOI: [10.1016/j.jngse.2016.08.064](https://doi.org/10.1016/j.jngse.2016.08.064)
64. Godinho, J. R. A.; Gehrke, K. M.; **Stack, A. G.**; Lee, P. D. (2016) The dynamic nature of crystal growth in pores. *Sci. Rep.*, 6:33086 DOI: [10.1038/srep33086](https://doi.org/10.1038/srep33086)
65. Srinivasan, S. G.; Shivaramaiah, R.; Kent, P. R. C.; **Stack, A. G.**, Navrotsky, A.; Riman, R. E. Anderko, A.; Bryantsev, V. S. (2016) Crystal Structures, Surface Stability and Water Adsorption Energies of La-Bastnäsite via Density Functional Theory and Experimental Studies. *J. Phys. Chem. C*, 120, 2811-2829, DOI: [10.1021/acs.jpcc.6b04747](https://doi.org/10.1021/acs.jpcc.6b04747)
66. Dai, C.; **Stack, A. G.**; Koishi, A.; Fernandez-Martinez, A.; Lee, S. S.; Hu, Y. (2016) Heterogeneous Nucleation and Growth of Barium Sulfate at Organic-Water Interfaces: Interplay between Surface Hydrophobicity and Ba²⁺ Adsorption. *Langmuir* 32, 5277-5284 DOI: [10.1021/acs.langmuir.6b01036](https://doi.org/10.1021/acs.langmuir.6b01036)
67. Zachara, J.; Brantley, S.; Chorover, J.; Ewing, R.; Kerisit, S.; Liu, C.; Perfect, E.; Rother, G.; **Stack, A. G.** (2016) Internal Domains of Natural Porous Media Revealed: Critical Locations for Transport, Storage, and Chemical Reaction. *Environ. Sci. Technol.* 50, 2811-2829 DOI: [10.1021/acs.est.5b05015](https://doi.org/10.1021/acs.est.5b05015)

68. **Stack, A. G.** (2015) Precipitation in Pores: A Geochemical Frontier. *Rev. Mineral. Geochem.* 80, 165-190 [DOI: 10.2138/rmg.2015.80.05](https://doi.org/10.2138/rmg.2015.80.05) (#1 or #2 [most highly read RiMG article](#) Sept., 2015 - Dec., 2015).
69. Godinho, J. R. A.; **Stack, A. G.** (2015) Growth kinetics and morphology of barite crystals derived from face-specific growth rates. *Cryst. Growth Des.* 15, 2064-2071 [DOI: 10.1021/cg501507p](https://doi.org/10.1021/cg501507p)
70. **Stack, A. G.**; Kent, P. R. C. (2015) Geochemical Reaction Mechanism Discovery from Molecular Simulation. *Environ. Chem.* 12, 20-32. [DOI: 10.1071/EN14045](https://doi.org/10.1071/EN14045)
71. Hatzell, M. C.; Raju, M.; Watson, V. J.; **Stack, A. G.**; van Duin, A. C. T.; Logan, B. E. (2014) Effect of Strong Acid Functional Groups on Electrode Rise Potential in Capacitive Mixing by Double Layer Expansion. *Environ. Sci. Technol.* 48, 14041-14048. [DOI: 10.1021/es5043782](https://doi.org/10.1021/es5043782)
72. Bracco, J. N.; **Stack, A. G.**; Higgins, S. R. (2014) Magnesite step growth rates as a function of the aqueous magnesium-to-carbonate ratio. *Cryst. Growth Des.* 14, 6033-6040. [DOI: 10.1021/cg501203g](https://doi.org/10.1021/cg501203g)
73. **Stack, A. G.**; Fernandez-Martinez, A.; Allard, L. F.; Bañuelos, J. L.; Rother, G.; Anovitz, L. M.; Cole, D. R.; Waychunas, G. A. (2014) Pore-Size-Dependent Calcium Carbonate Precipitation Controlled by Surface Chemistry. *Environ. Sci. Technol.* 48, 6177-6183. [DOI: 10.1021/es405574a](https://doi.org/10.1021/es405574a)
74. **Stack, A. G.** (2014) Next generation models of carbonate mineral growth and dissolution. *Greenhouse Gases: Sci. Technol.* 4, 278-288. [DOI: 10.1002/ghg.1400](https://doi.org/10.1002/ghg.1400)
75. Gazzè, S. A.; **Stack, A. G.**; Ragnarsdottir, K. V.; McMaster, T. J. (2014) Chlorite topography and dissolution of the interlayer studied with Atomic Force Microscopy. *Am. Mineral.* 99(1), 128-138. [DOI: 10.2138/am.2014.4478](https://doi.org/10.2138/am.2014.4478)
76. Qin, L.; Zhang, W.; Lu, J.; **Stack, A. G.**; Wang, L. (2013) Direct Imaging of Nanoscale Dissolution of Dicalcium Phosphate Dihydrate by an Organic Ligand: Concentration Matters. *Environ. Sci. Technol.* 47(23), 13365-13374. [DOI: 10.1021/es402748t](https://doi.org/10.1021/es402748t)
77. Wang, H.-W.; Anovitz, L. M.; Burg, A.; Cole, D. R.; Allard, L. F.; Jackson, A. J.; **Stack, A. G.**; Rother, G. (2013) Multi-scale characterization of pore evolution in a combustion metamorphic complex, Hatrurim basin, Israel: Combining (ultra) small-angle neutron scattering and image analysis. *Geochim. Cosmochim. Acta*, 121, 339-362.
78. Bracco, J. N.; **Stack, A. G.**; Steefel, C. I. (2013) Upscaling Calcite Growth Rates From the Meso- to the Macro- Scale. *Environ. Sci. Technol.*, 47, 7555-7562. [DOI: 10.1021/es400687r](https://doi.org/10.1021/es400687r)
79. **Stack, A. G.**; Gale, J. D.; Raiteri, P. (2013) Virtual Probes of Mineral–Water Interfaces: The More Flops, the Better! *Elements*, 9, 211-216. [DOI: 10.2113/gselements.9.3.211](https://doi.org/10.2113/gselements.9.3.211)
80. Rother, G.; Ilton, E. S. Wallacher, D.; Hauß, T.; Schaefer, H. T.; Qafoku, O.; Rosso, K. M.; Felmy, A. R.; Krukowski, E. G.; **Stack, A. G.**; Grimm, N.; Bodnar, R. J. (2013) CO₂ sorption to subsingle hydration layer montmorillonite clay studied by excess sorption and neutron diffraction measurements. *Environ. Sci. Technol.*, 47, 205-211. [DOI: 10.1021/es301382y](https://doi.org/10.1021/es301382y)
81. Bracco, J. N.; Grantham, M. C.; **Stack, A. G.** (2012) Calcite growth rates as a function of aqueous calcium-to-carbonate ratio, saturation index, and inhibitor concentration:

- Insights into the mechanism of reaction and poisoning by strontium. *Cryst. Growth Des.* **12**, 3540-3548. DOI: [10.1021/cg300350k](https://doi.org/10.1021/cg300350k)
82. **Stack, A. G.**; Raiteri, P.; Gale, J. D. (2012) Accurate rates of the complex mechanisms for growth and dissolution of minerals using a combination of rare event theories. *J. Am. Chem. Soc.* **134**, 11-14. DOI: [10.1021/ja204714k](https://doi.org/10.1021/ja204714k) (cover)
 83. Zhang, W.; **Stack, A. G.**; Chen, Y. (2011) Interaction Force Measurement between *E. coli* Cells and Nanoparticles Immobilized Surfaces by Using AFM. *Colloids Surf. B: Biointerfaces* **82**, 316-324. DOI: [10.1016/j.colsurfb.2010.09.003](https://doi.org/10.1016/j.colsurfb.2010.09.003)
 84. **Stack, A. G.**; Grantham, M. C. (2010) The growth rate of calcite steps as a function of aqueous calcium-to-carbonate ratio: independent attachment and detachment of calcium and carbonate ions. *Cryst. Growth Des.* **10**, 1409-1413. DOI: [10.1021/cg901395z](https://doi.org/10.1021/cg901395z)
 85. Zhang, M.; Burns, J. L.; DiChristina, T. J.; **Stack, A. G.** (2010) Attachment isotherms of *Shewanella oneidensis* to amorphous iron (oxy)(hydr)oxides. *Environ. Sci. Technol.* **44**, 1602-1609.
 86. Wang, X.; Ingall, E.; Lai, B.; **Stack, A. G.** (2010) Self-assembled Monolayers as Templates for Heme Crystallization. *Cryst. Growth Des.* **10**, 798-805.
 87. **Stack, A.G.** (2009) Molecular Dynamics Simulations of Solvation and Kink Site Formation at the {001} Barite-Water Interface. *J. Phys. Chem. C*, **113**, 2104-2110.
 88. Zhang, M.; Dale, J. R.; DiChristina, T. J.; **Stack, A. G.** (2009) Dissolution morphology of iron (oxy)(hydr)oxides exposed to the dissimilatory iron reducing bacterium *Shewanella oneidensis* MR-1. *Geomicrobiol. J.*, **26**, 83-92.
 89. Wigginton, N. S.; Rosso, K. M.; **Stack, A. G.**; Hochella, Jr. M. F. (2009) Long-Range Electron Transfer Across Cytochrome-Hematite (α -Fe₂O₃) Interfaces. *J. Phys. Chem. C*, **113**, 2096-2103.
 90. **Stack, A.G.**; Rustad, J. R. (2007) Structure and Dynamics of Water on Aqueous Barium Ion and the {001} Barite Surface. *J. Phys. Chem. C*, **111**, 16387-16391.
 91. Rustad, J. R.; **Stack, A. G.** (2006) Molecular dynamics calculation of the activation volume for water exchange on Li⁺. *J. Am. Chem. Soc.*, **128**, 14778-14779.
 92. **Stack A. G.**, Rustad J. R., Casey W. H. (2005) Modeling water exchange on an aluminum polyoxocation. *J. Phys. Chem. B (Letters)* **109**, pp. 23771-23775.
 93. **Stack A. G.**, Rustad J. R., Land T. A., De Yoreo J. J., Thomas T. N. & Casey W. H. (2004) The growth morphology of the {100} surface of KDP (Archerite) on the molecular scale. *J. Phys. Chem. B.* **108**, pp. 18284-18290.
 94. **Stack A. G.**, Erni R., Browning N. D. & Casey W. H. (2004) Pyromorphite growth *in situ* on lead sulfides. *Envi. Sci. Technol.* **38**, pp. 5529-5534.
 95. **Stack A. G.**, Eggleston C. M. & Engelhard M. H. (2004) Reaction of hydroquinone with hematite I: Electrochemical scanning tunneling microscopy and X-ray photoelectron spectroscopy. *J. Coll. Int. Sci.*, **274**, pp. 433-441.
 96. **Stack A. G.**, Rosso K. M., Smith D. M. A. & Eggleston C. M. (2004) Reaction of hydroquinone with hematite II: Calculation of the electron transfer rate and comparison to the dissolution rate. *J. Coll. Int. Sci.*, **274**, pp. 442-450.

97. Eggleston C.M., **Stack A.G.**, Rosso K.M. & Bice A.M. (2004) Adatom Fe(III) on the hematite surface: Observation of a key reactive surface species. *Geochem. Trans.* **5**, 2, pp. 33-40.
98. Eggleston C. M., **Stack A. G.**, Rosso K. M., Higgins S. R., Bice A. M., Boese S. W., Pribyl R. D. & Nichols J. J. (2003) The structure of hematite (α -Fe₂O₃) (001) surfaces in aqueous media: Scanning tunneling microscopy and resonant tunneling calculations of coexisting O and Fe terminations. *Geochim. Cosmochim. Acta.* **67**, 5, pp. 985-1000. DOI: [10.1016/S0016-7037\(02\)01200-0](https://doi.org/10.1016/S0016-7037(02)01200-0)
99. **Stack A. G.**, Higgins S.R. & Eggleston C.M. (2003) Response to comment on “Point of zero charge of a corundum-water interface probed with optical second harmonic generation (SHG) and Atomic Force Microscopy (AFM): New approaches to oxide surface charge. *Geochim. Cosmochim. Acta.* **67**, 2, pp. 321-322
100. Higgins S. R., **Stack A. G.**, Knauss K. G., Eggleston C. M. & Jordan G. (2002) Probing molecular scale adsorption and dissolution-growth processes using nonlinear optical and scanning probe methods suitable for hydrothermal applications. In *Water-Rock Interactions, Ore Deposits, and Environmental Geochemistry: A Tribute to David A. Crerar*, Special Publication No. 7 (ed. R. Hellmann and S. A. Wood), pp. 111-128. The Geochemical Society.
101. **Stack A. G.**, Higgins S.R. & Eggleston C.M. (2001) Point of zero charge of a corundum-water interface probed with optical Second Harmonic Generation (SHG) and Atomic Force Microscopy (AFM): New approaches to oxide surface charge. *Geochim. Cosmochim. Acta* **65**, 18, pp. 3055-3063. DOI: [10.1016/S0016-7037\(01\)00649-4](https://doi.org/10.1016/S0016-7037(01)00649-4)
102. Higgins, S. R.; **Stack, A. G.**; Eggleston, C. M.; Afonso, M. D. S. (1998) Proton and ligand adsorption at silica-and alumina-water interfaces studied by optical second harmonic generation (SHG). *Mineral. Mag.*, **62**, 616-617.

Research Grants and Contracts

- “[Mechanisms of Atomic- to Pore-Scale Geochemical Processes.](#)” (ERKCC72) U.S. DOE, Office of Basic Energy Sciences (2010-2025) \$2,000k/yr current. 6 person-months per year. Principal Investigator & Thrust 1 Leader (2015-present); Subtask 2 Leader (2012-2015); Subtask 1 Leader (2010-2012).
- “[Fundamental Mechanisms Driving Efficiency of CO₂ Capture Using Mineral Looping](#)” (ERKCK59) U.S. DOE, Office of Basic Energy Sciences (2022-2025) \$1,500k/yr. 3 person-months per year. Team Member (2022-present).
- “[IDREAM: Interfacial Dynamics in Radioactive Environments and Materials.](#)” (ERKCG08) Energy Frontier Research Center funded by the U.S. DOE, Office of Basic Energy Sciences (2016-2024) \$3,200k/yr (ORNL portion \$340k/yr). 3 person-months per year. Science Thrust 3 Leader (2020-present); ORNL Point of Contact and Leadership Team member (2016-present).
- “Direct Air Capture of CO₂ Using Mineral Looping” (LOIS10965) ORNL Laboratory Directed Research and Development. (2022-2023) \$250k/yr. 3 person-months per year. Principal Investigator.

- “[Center for Nanoscale Control of Geologic CO₂](#)” (ERKCC67) Energy Frontier Research Center, U.S. DOE, Office of Basic Energy Sciences (2014-2018) \$3,200k/yr (ORNL portion \$490k/yr). 3 person-months per year. ORNL Team Lead (2013-2019), Team Member (2010-2013).
- “[Critical Materials Institute](#).” (CEED500) Energy Innovation Hub, U.S. DOE, Office of Energy Efficiency and Renewable Energy, Advanced Manufacturing Office. (2013-2021). Project 1.1.12 Team Member (2018-present), Project 1.1.1 Team Leader (2015-2018); Project 1.1.1 Team Member (2013-2015).
- “Reducing Environmental Impacts of Hydrofracturing by Subsurface Co-Precipitation of Barium and Radium.” (LOIS6735) ORNL Laboratory Directed Research and Development. \$388k/yr. 03/15/13 - 03/14/15. 2 person-months per year. Principal Investigator (2013-2015).
- “Improving Chemical Separations through Understanding Weak Interactions” (ERKCC51) U.S. DOE, Office of Basic Energy Sciences, 8/1/12 – 7/31/15, \$400k/yr. 2 person-months per year. Team Member (2012-2015).
- “[Testing Molecular Mechanisms for Growth and Dissolution Reactions on Calcite Surfaces](#)” (Award #0643139) U.S. NSF, Earth Sciences Directorate, Geobiology and Low Temperature Aqueous Geochemistry program, (2007-2010), \$219,385. Principal Investigator.
- “[Reaction mechanisms for barite dissolution and growth](#).” (DE-FG02-07ER15901) U.S. DOE, Basic Energy Sciences Program, Geosciences Subprogram, (2007-2009), \$209,747. Principal Investigator.
- “Characterization of Mineral Dust Aerosols to Improve Predictions of Their Impact on the Radiative Balance of the Atmosphere.” U.S. NOAA, (2007-2010), \$314,741. Co-Investigator.

Invited Talks and Symposia

1. “Process-Based Crystal Growth and Solid-Solution Formation, Linking Experiments and Theory” [Kinetics of Radionuclide Immobilization Through Solid Solutions of Crystals Related to Nuclear Waste Repositories \(KRIMI\) Winter School 2023](#). Berlin, October 9-13, 2023 (virtual attendance)
2. “Barite nucleation and growth from fundamental perspective” [Battery Council International Convention + Power Mart Expo](#). Louisville, KY, April 21-24, 2023.
3. “[Precipitation in nanopores: Sources and magnitudes of anomalous reactivity](#)” *ACS Spring National Meeting* in San Diego, California & Virtual, March, 20-24, 2022
4. “Precipitation in nanopores: Anomalous reactivity” *U.S. DOE Basic Energy Sciences, Geosciences Program, Research PI Meeting*, August 4-6th, 2021
5. “Mineral Precipitation from the Atomic to Pore-Scales” *University of Tennessee, Department of Earth and Planetary Sciences*. On-line, April 8th, 2021
6. “Measurements of Concentrated Aqueous Solution Structures and Implications for Nucleation.” *Goldschmidt 2020 Workshop: Crystallization via non-classical pathways*. On-line, June 21, 2020.

7. [“Solvation Structure and Ion Complex Reactivity in Concentrated Aqueous Salt Solutions.”](#)
V. M. Goldschmidt Conference, on-line, June 22, 2020.
8. “Atomic-Level Fluid Structure and Dynamics for X-ray and Neutron Scattering.” *Guest Lecture for Graduate Level Princeton Course: “Synchrotron and neutron techniques for energy materials”*, April 27, 2020
9. “Effect of an Impurity on Nucleation and Growth of Barite; Implications for Porosity and Permeability Evolution in Porous Media” [U.S. DOE Basic Energy Sciences, Geosciences Program, Research PI Meeting](#), August 6-8th, 2019.
10. “Calcite and Barite Mineral Precipitation in (Nano)Porous Media.” *257th ACS National Meeting in Orlando, Florida*, March 31-April 4, 2019.
11. “Linking computational simulation with neutron diffraction to understand ion solvation structure and ion pairing in aqueous solutions. *255th ACS National Meeting in New Orleans, Louisiana*, March 18-22, 2018.
12. “Atomic-to pore-scale geochemistry: Effects of ion sorption and incorporation on mineral growth.” *255th ACS National Meeting in New Orleans, Louisiana*, March 18-22, 2018.
13. “Insights into Geochemical Transformations Probed by Examining Solution and Solid Phase Structures Using Neutron Diffraction and Atomic-Scale Simulation.” *U.S. DOE Basic Energy Sciences, Geosciences Program, Research PI Meeting*, August 7-8th, 2017.
14. “Quasi-Elastic Neutron Scattering Measured on a Mineral-Water Interface, Coupled to Process-Based Mineral Crystal Growth Models.” *Oak Ridge National Laboratory, Joint Nanoscience and Neutron Scattering User Meeting*. August 1-2nd, 2017.
15. “Atomic- to Pore-Scale Probes of Mineral Reactivity in Subsurface Environments.” *Brookhaven National Laboratory, workshop on “Synchrotron Techniques in Support of DOE’s Subsurface R&D Effort.”* May 15-16th, 2017.
16. “Mineral Precipitation Reactions from the Atomic- to Pore-Scales.” Departmental Seminar. *University of Delaware, Department of Geological Sciences*. May 4th, 2017.
17. “Atoms to pores concepts for mineral growth and precipitation.” Session on “Geochemistry Division Medal: Symposium in Honor of Dr. Susan Brantley.” *253rd ACS National Meeting in San Francisco, California*, April 2-6, 2017.
18. “Fast solvent exchange on a mineral-water interface coupled to process-based mineral precipitation models.” Session on “Mineral-Water Interface Chemistry.” *253rd ACS National Meeting in San Francisco, California*, April 2-6, 2017.
19. “Carbonation reactions and their effect on pore distributions in a cement exposed to CO₂ for 30+ years.” Session on “Pore-Scale Geochemical Processes & The Implications for CO₂ Geologic Storage.” *253rd ACS National Meeting in San Francisco, California*, April 2-6, 2017. Also selected to be presented as a Sci-Mix poster.
20. “Towards a Fundamental Understanding of the Evolution of Porosity and Permeability During Mineral Nucleation and Growth” *American Geophysical Union Fall Meeting*, San Francisco, CA, December 12, 2016.

21. "Towards a fundamental understanding of the nucleation and growth of minerals in porous media." *U.S. DOE Basic Energy Sciences, Geosciences Program, Research PI Meeting*, August 15-16, 2016.
22. "Mineral Precipitation Reactions from the Atomic to Pore Scales" Departmental Seminar, *Institut des Sciences de la Terre, Centre National de la Recherche Scientifique/ Académie Grenoble*, Grenoble, France, Jan. 11, 2016.
23. "Mineral Precipitation Reactions from the Atomic- to Pore Scales." Departmental Colloquium, *Pennsylvania State University, Department of Geosciences*, Oct. 6, 2015.
24. "Precipitation in Pores" Keynote address in session "Pore Scale and Nano-Confined Geochemical Processes," *V. M. Goldschmidt Conference*, Aug., 20, 2015.
25. "Precipitation in Pores: A Geochemical Frontier" Short Course Lecture, *Reviews in Mineralogy and Geochemistry*, Volume 80, "Pore-Scale Geochemical Processes." Aug. 15, 2015.
26. "Atomic- to Pore-Scale Understanding and Prediction of Mineral Precipitation." Departmental seminar, *University of Houston, Dept. of Civil and Environ. Engineering*. Nov. 24, 2014.
27. "Atomic- to Pore-Scale Probes and Predictions of Mineral Reactivity." *U.S. DOE Basic Energy Sciences, Geosciences Program, Research PI Meeting*, May 14-16, 2014.
28. "Atomic-scale to Mesoscale simulation of mineral growth and dissolution reactions." *247th Meeting of the American Chemical Society*, Dallas, TX, March 16-20, 2014.
29. "Mechanisms and Rates of Reaction for Crystallization from the Atomic to Macroscopic Scales: Simulation, Theory and Experiment." *Advanced Photon Source User Seminar Series*, Nov. 15, 2013.
30. "Upscaling Carbonate Mineral Growth Rates From the Nano- to Pore- Scales and Beyond: Current Progress and Future Directions." *Twelfth Annual Conference on Carbon Capture, Utilization & Sequestration*. Pittsburgh, PA, May 13-16, 2013.
31. "Mechanisms and Rates of Reaction at Mineral-Water Interfaces from the Atomic to Pore Scales: Simulation, Theory and Experiment." *Division Seminar, Chemical Sciences and Materials Sciences Divisions, ORNL*. April 17, 2013.
32. "Fast Water Exchange on a Mineral Surface Measured by Quasi-Elastic Neutron Scattering (QENS) and Classical Molecular Dynamics (MD)." Session on "Approaching the Surface: Interrogating Chemical Interactions at the Mineral-Water Interface." *245th Meeting of the American Chemical Society*, New Orleans, LA, April 7-11, 2013
33. "Nucleation and Growth of Minerals (Calcium Carbonate) in Porous Media" *U.S. DOE BES Geosciences Workshop* on "Reaction and Transport within Internal Domains of Porous Media" San Francisco, December 1-2, 2012.
34. "Calcite Growth from the Molecular Scale." Session on Physicochemical constraints of the marine carbonate system: recent insights into the reactivity of carbonate minerals in aqueous solutions. *Goldschmidt 2012*, Montréal, Canada, June 24-29, 2012.
35. "Molecular level mechanisms of mineral growth and dissolution." *Seminar for Geophysical Laboratory. Carnegie Institute*, Washington, D. C., January 9, 2012.

36. "Rates of mineral growth and dissolution reactions from molecular dynamics." Session on Large and Complex Atomistic Systems: Physics, Algorithms and Hardware. *Goldschmidt 2011*, Prague, Czech Republic, August 14-19, 2011.
37. "Interaction between iron respiring bacteria and iron (oxy)(hydr)oxides." Departmental seminar at *Washington University at St. Louis*, Department of Earth and Planetary Sciences. September 17, 2009.
38. "Reactions controlling step movement during mineral dissolution and growth" Session on Molecular Computational Geochemistry for Water-Rock Interactions. *237th Meeting of the American Chemical Society*, Salt Lake City, March 22-26, 2009
39. "Applications of electrochemical scanning tunneling microscopy to adsorption and thin films in geochemical systems." Session on Advanced Approaches to investigating Adsorption at the solid–Water interface., *235th Meeting of the American Chemical Society*, New Orleans, LA, April 6-10, 2008
40. "Comparison of computational and experimental barite-water interface structures and kinetics." Session on Physical chemistry of environmental interfaces. *235th Meeting of the American Chemical Society*, New Orleans, LA, April 6-10, 2008
41. "Water structure on aqueous ions and barite-water interfaces." Division of Colloid and Surface Chemistry. *235th Meeting of the American Chemical Society*, New Orleans, LA, April 6-10, 2008.
42. "Prediction of ligand exchange and crystal growth kinetics using atomistic computational methods. Seminar. *William R. Wiley Environmental Molecular Sciences Laboratory, Pacific Northwest National Laboratory*. Richland, WA, January 14th, 2008.
43. "Modeling water exchange on an aluminum polyoxocation." Seminar. *Chemical and Analytical Sciences Division, Oak Ridge National Laboratory*. Oak Ridge, TN, October 10th, 2005.

Graduate Student and Post-Doctoral Advisees

Oak Ridge National Laboratory

Dr. Sai Krishna Reddy Adapa, Post-Doctoral Researcher (2023-present).

Dr. Tingting Liu, Post-Doctoral Researcher (2022-present).

Dr. Athena Chen, Post-Doctoral Researcher (2022-2023). Currently an Associate R&D Staff at Spallation Neutron Source, ORNL.

Dr. Nikhil Rampal, Columbia Univ. Ph.D. Student, through ORNL-Columbia MOU (2018-2022). Currently a post-doc at Lawrence Livermore Nat'l. Lab.

Dr. Alexander (Sandy) Brady, Post-Doctoral Researcher (2018-2021). Currently an Application Engineer, Bruker Corporation

Dr. Fengchang Yang, Post-Doctoral Researcher (2019-2021). Currently an Associate Professor, Chinese Academy of Sciences

Dr. Ke Yuan, post-doctoral researcher (2019-2020) Currently an R&D Staff Associate, ORNL

Dr. Anna Wanhala, Bredesen Center Ph.D. Student (2015-2020) Currently a post-doc, U. Chicago

Dr. Juliane Weber, Post-Doctoral Researcher (2017-2019) Currently an R&D Staff Associate, ORNL

Dr. Min Liu, Post-Doctoral Researcher (2018-2019) Currently a Scientist, Corning R&D.

Dr. Hsiu-Wen Wang, UTK-ORNL Joint Institute for Neutron Scattering Researcher (2014-2018)

Dr. Michael C. Cheshire, Post-Doctoral Researcher (2014-2016) Currently Staff, Chevron

Dr. José R. A. Godinho, Post-Doctoral Researcher (2013-2015) Currently a Research Scientist, Helmholtz-Zentrum Dresden-Rossendorf

Dr. Alexander D. Gordon, Post-Doctoral Researcher (2013-2014) Staff, Signature Science

Georgia Institute of Technology

Dr. Jacquelyn N. Bracco, undergraduate & M.S. student (2012) Currently Ass't. Prof., CUNY-Queens College. (Received NSF CAREER award in 2021!)

Mr. Davis "Morgan" Warren, M.S. student (2011)

Ms. Cynthia M. Jackson, undergraduate student (2011)

Dr. Mengni Zhang, Ph.D. (Received departmental best paper award, 2009; graduated fall, 2010) Environmental Scientist, NewFields, Inc.

Dr. Xuefeng Wang, postdoctoral researcher (2008-2010) Ph.D. Fellow, Seattle Children's Hospital

Ms. Lindsay Wallace, non-thesis MS. (2010) Environmental Scientist, NewFields, Inc.

Dissertation and Thesis Committee Service

Tyler Walker, Ph.D., University of Tennessee, Knoxville (spring 2026)

Kewei Zhao, Ph.D., Princeton University (fall 2023)

Samuel Evans, Ph.D., University of Tennessee, Knoxville (summer 2019)

Victoria DiStefano, Ph.D., University of Tennessee, Knoxville (summer, 2018), currently at U.S. Dept. of Energy, Office of Science

Chong Dai, Ph.D., University of Houston (spring 2018), currently a post-doc at Rice Univ.

Jacquelyn N. Bracco, Ph.D., Wright State University (fall 2015), currently Prof. at CUNY

Dennis Lenaerts, M.S., Wright State University (spring 2013)

Department Committee Service - Georgia Institute of Technology

Co-Chair, Graduate Student Acceptance Committee (2009/2010)

Graduate Student Acceptance Committee (2005-2009)

Undergraduate Curriculum Committee (2006/2007)

EAS Faculty Search Committee (2006/2007)

Multiple Graduate Student Thesis Committees (2005-2010)

Teaching Experience

Georgia Institute of Technology, School of Earth and Atmospheric Sciences

Semester	Course	Title	Enrollment
Spring, 2010	8803 (Grad)	Special Study: The Origin of Life	1
Fall, 2009	4110 (U.Grad)	Resources, Energy and the Environment	20

Fall, 2009	8803 (Grad)	Mineral Surface Geochemistry	10
Fall, 2009	4900 (U.Grad)	Special Study: C++ for Geochemists	3
Fall, 2008	4803/8803 (U.Grad/Grad)	Resources, Energy and the Environment	28
Spring, 2008	4803/8803 (U.Grad/Grad)	Water Quality Modeling	4
Fall, 2007	4803 (U.Grad)	Resources, Energy and the Environment	18
Spring, 2007	4803/8803 (U.Grad/Grad)	Water Quality Modeling	5
Fall, 2006	8803 (Grad)	Mineral Surface Geochemistry	9
Fall, 2005	4803/8803 (U.Grad/Grad)	Water Quality Modeling	5

University of Wyoming, Department of Geology and Geophysics

Semester	Course	Title	Enrollment
Summer, 2001	GEOL/ASTR 1070	The Earth: Its Physical Environment	6
(U. Wyo. Wind River Reservation Extension)			

Teaching Assistantships:

1999-2002	U. Wyo.	The Earth: Its Physical Environment
1997	U. Wyo.	Physical Geology
1997	VPI	General Chemistry