

**18th Meeting of the ITPA
Topical Group on Diagnostics
May 10-14, 2010
Oak Ridge, TN**

Fusion Energy Division 

OAK RIDGE NATIONAL LABORATORY

Managed by UT-Battelle for the Department of Energy

<http://www.ornl.gov/sci/fed/ITPAD18/>

Participant Information Sheet

Transportation to/from TYS airport, Knoxville:

It is best to take a taxi from the Knoxville airport to Oak Ridge, as there is no regular bus or train service to Oak Ridge (until 2011). The approximate fare is ~\$50, and the journey is ~ 30 minutes. (Taxi fare in the US is based on the cost of the trip, not the number of people. So for 1 person, the total fare is \$50. And for 2 or more people the total cost is still \$50, i.e. \$25 each. It is customary to "tip" the driver 10%, which in this case is about \$5.)

Here is a list of taxis that regularly service the Knoxville airport:

<http://www.tys.org/ground-transportation> There are often taxis waiting at the airport, and you do not need to reserve a taxi in advance.

We will provide a shuttle bus service from the Oak Ridge hotels to the conference site at ORNL during the conference. See below.

For your return trip to the airport, the concierge at your hotel will be glad to arrange for a taxi to take you to the airport. Extra shuttle buses will run on Friday between ORNL and Oak Ridge.

Badging:

Badges will be distributed to participants upon arrival at the ORNL Conference Center on Tuesday morning, from 8-9am. Those who arrive after 9am will have to pick up their badge from the ORNL Visitor Center, adjacent to the Conference Center.

Participants are reminded that they are visitors to ORNL and must be escorted on the ORNL campus by a badged ORNL employee.

Shuttle Bus Schedule:

Bus #1

7:30am DoubleTree

7:45 Hampton Inn

8:15 ORNL

Bus #2

7:30am Jameson Inn

7:45 Comfort Inn

8:15 ORNL

Busses will return people to the Oak Ridge hotels ~ 30 minutes after the conclusion of business each day.

On Friday, additional busses will be available to transport people back to their hotels during the 2 coffee breaks and at lunch break. Re-entry to ORNL will NOT be permitted. If there is sufficient interest, shuttle bus to the Knoxville airport could be arranged for Friday departures. See Ted Biewer (biewertm@ornl.gov) during the meeting to indicate your interest.

Wireless access in the ORNL Conference Center (Bldg. 5200):

Internet access will be provided on the ORNL Visitor Wireless Network (ornl-visitor) using either your PAS badge number (if you have one) or via Group Access Code (ITPA).

To access the visitor network, open any browser and follow the prompts. For more detailed information, see the attached sheet.

Remote Participation

Teleconferencing will be available by calling 1-210-406-6014, and entering participant pass code 2649869. Please mute your microphone unless you have an immediate question. Slides of the presentations should be available on the ITPA website <http://www.rijnhuizen.nl/ITPA/Presentations.htm>

Tour of the Spallation Neutron Source

On Tuesday, following the afternoon coffee break, there will be a tour of the Spallation Neutron Source (SNS) from 4:00-5:00. The SNS is an ITER-scale project which was completed at ORNL "on schedule and under budget" under the direction of Dr. Norbert Holtcamp, who is the current director of ITER.

Buses will pick up for the tour from the ORNL Conference Center. After the tour of the SNS the busses will leave for the Oak Ridge hotels.

Conference Banquet

The banquet will be held on Wednesday at the Flatwater Grill (<http://www.theflatwatergrill.com/>), which is located on the shores of Melton Lake in Oak Ridge. Buses will depart from the ORNL Conference Center and take people to the Flatwater Grill. Drinks will be available from 6pm, with dinner starting around 6:30pm. After the banquet, buses will transport people back to the Oak Ridge hotels.

Group Photo

A group photo will be taken on Tuesday at 3:30pm coffee break in front of the ORNL Conference Center.

Weather in Oak Ridge

During May in Oak Ridge daytime high temperatures typically range from 70-80 F (25-30 C), and the nighttime low temperatures range from 50-60 F (12-17 C). Over the period of a week, it is not uncommon to have a partial day of light rain.

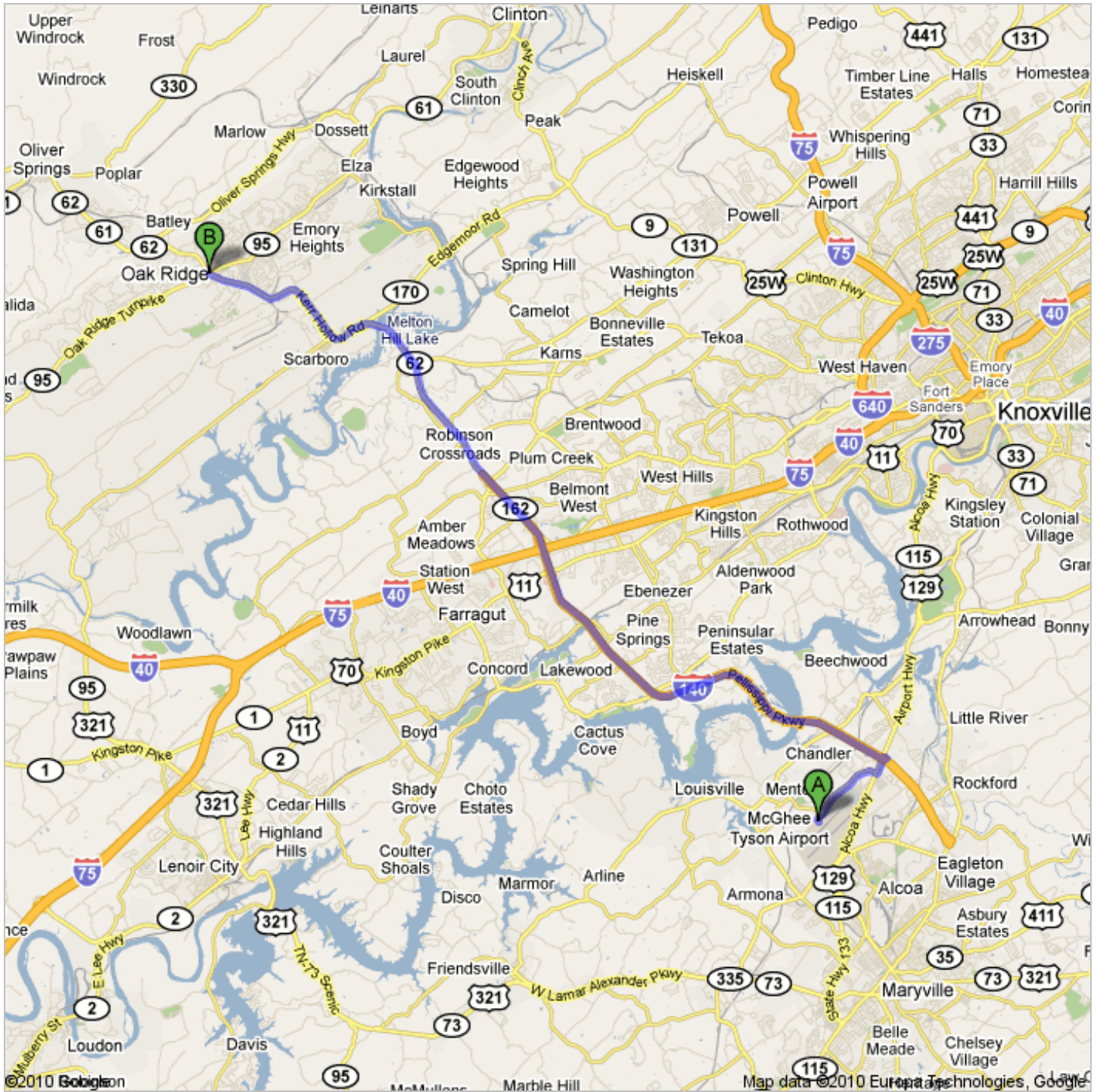
If you have further questions, feel free to contact Ted Biewer, mobile 865-308-0487, biewertm@ornl.gov.










Directions to Oak Ridge, TN

26.1 mi – about 33 mins

Directions from TYS airport Knoxville to Oak Ridge.



 McGhee Tyson Airport, Louisville, TN 37777

1. Head **northwest** on **Bonner St** toward **Briscoe Dr** go 394 ft
total 394 ft
-  2. Turn **right** at **Briscoe Dr** go 0.2 mi
total 0.3 mi
-  3. Continue onto **Airbase Rd/TN-429 E**
About 4 mins go 1.8 mi
total 2.1 mi
-  4. Turn **left** at **TN-115 N/US-129 N**
About 1 min go 0.4 mi
total 2.5 mi
-  5. Merge onto **I-140 W** via the ramp to **Oak Ridge**
About 10 mins go 11.4 mi
total 13.9 mi
-  6. Continue onto **Pellissippi Pkwy/TN-162 N**
About 6 mins go 5.9 mi
total 19.8 mi
-  7. Continue onto **Oak Ridge Hwy/TN-62 W**
Continue to follow TN-62 W
About 11 mins go 6.3 mi
total 26.1 mi

 Oak Ridge, TN

These directions are for planning purposes only. You may find that construction projects, traffic, weather, or other events may cause conditions to differ from the map results, and you should plan your route accordingly. You must obey all signs or notices regarding your route.

Map data ©2010 Google

Directions weren't right? Please find your route on maps.google.com and click "Report a problem" at the bottom left.

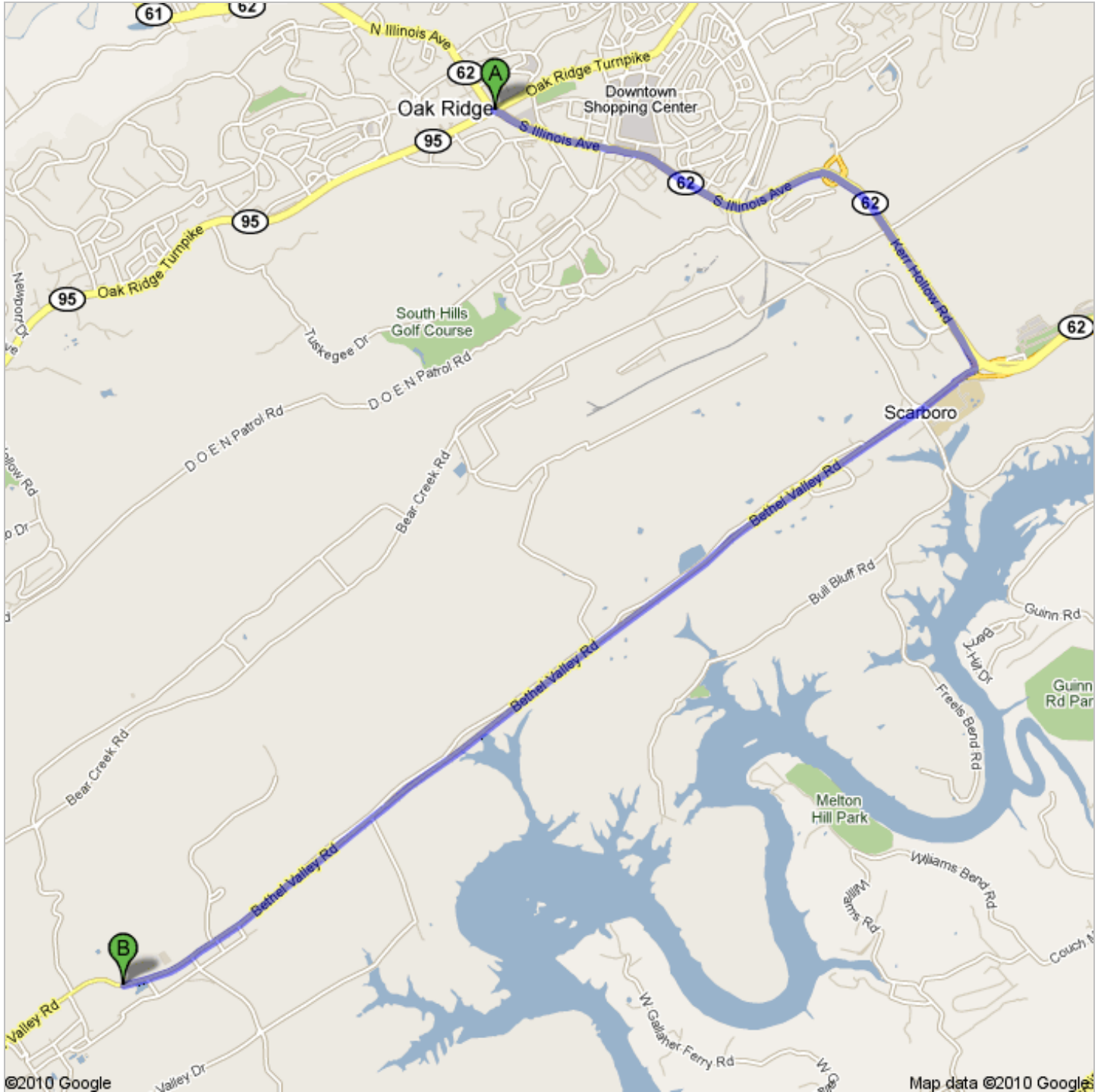


Directions to Oak Ridge National Laboratory

1 Bethel Valley Road, Oak Ridge, TN 37831 - (865) 574-4160


10.3 mi – about **18 mins**

Directions from Oak Ridge to ORNL



 Oak Ridge, TN

- | | |
|---------------------------------------------------------------------------------------------------------------------------------------------------------------------------------------------|----------------------------|
| 1. Head southeast on S Illinois Ave toward Oak Ridge Turnpike
About 5 mins | go 2.4 mi
total 2.4 mi |
| 2. Continue onto Kerr Hollow Rd
About 2 mins | go 1.1 mi
total 3.6 mi |
|  3. Take the Bethel Valley Rd exit | go 0.2 mi
total 3.8 mi |
|  4. Turn right at Bethel Valley Rd
<i>Destination will be on the left</i>
About 11 mins | go 6.5 mi
total 10.3 mi |

 Oak Ridge National Laboratory
1 Bethel Valley Road, Oak Ridge, TN 37831 - (865) 574-4160

These directions are for planning purposes only. You may find that construction projects, traffic, weather, or other events may cause conditions to differ from the map results, and you should plan your route accordingly. You must obey all signs or notices regarding your route.

Map data ©2010 Google

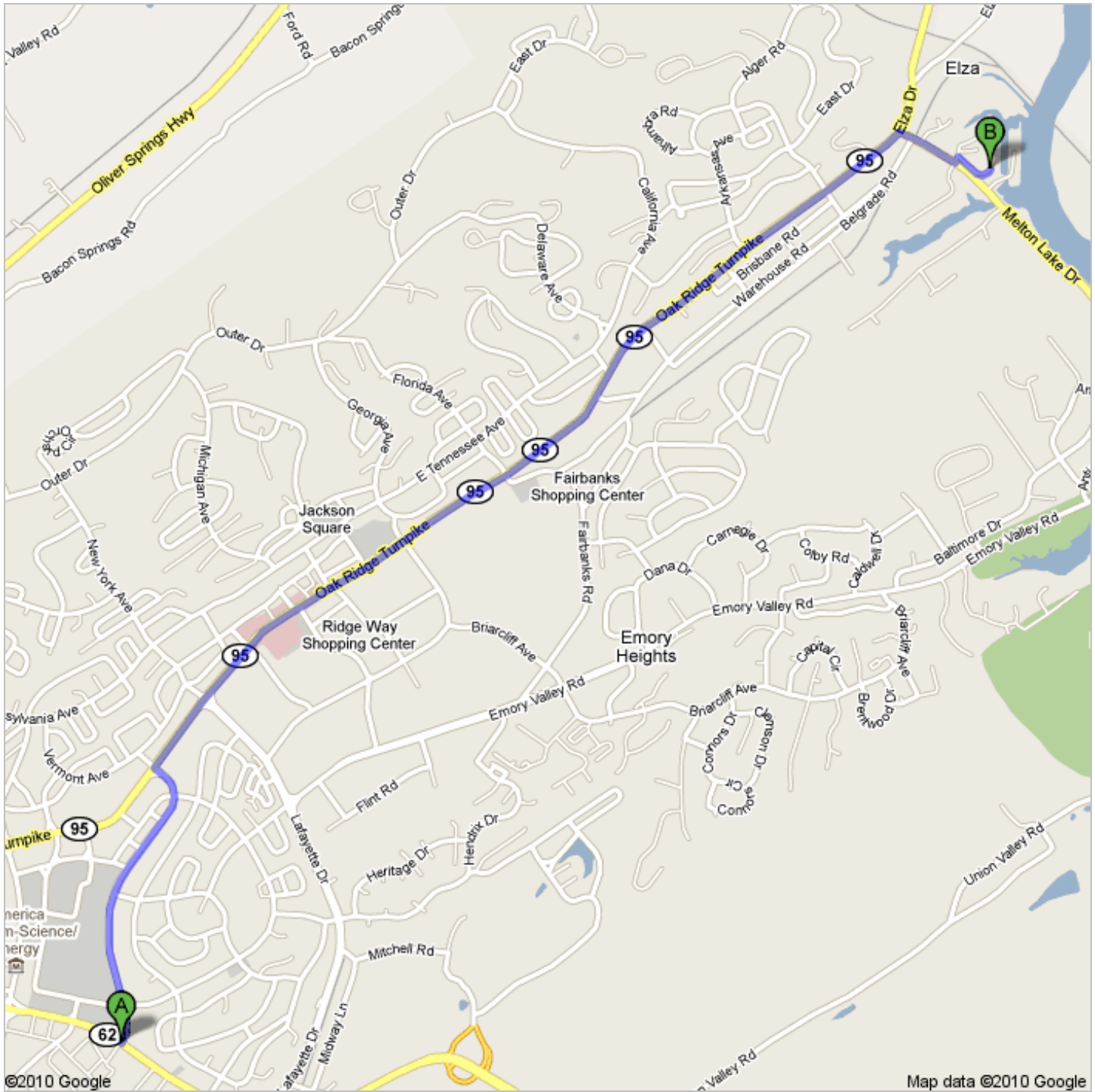
Directions weren't right? Please find your route on maps.google.com and click "Report a problem" at the bottom left.



Directions to 100 Melton Lake Peninsula, Oak Ridge, TN 37830-7268


4.4 mi – about 9 mins

From central Oak Ridge to Flatwater Grill for ITPA reception.




©2010 Google

Map data ©2010 Google

 S Illinois Ave, Oak Ridge, TN 37830

- | | |
|----------------------------------------------------------------------------------------------------------------------------------------------------|---------------------------|
| 1. Head northeast on S Rutgers Ave toward Manhattan Ave
About 3 mins | go 0.9 mi
total 0.9 mi |
|  2. Turn right at Oak Ridge Turnpike
About 5 mins | go 3.1 mi
total 4.0 mi |
|  3. Turn right at Melton Lake Dr | go 0.2 mi
total 4.2 mi |
|  4. Take the 2nd left onto Riverview Dr | go 118 ft
total 4.2 mi |
|  5. Take the 1st right to stay on Riverview Dr | go 0.1 mi
total 4.4 mi |

 100 Melton Lake Peninsula, Oak Ridge, TN 37830-7268

These directions are for planning purposes only. You may find that construction projects, traffic, weather, or other events may cause conditions to differ from the map results, and you should plan your route accordingly. You must obey all signs or notices regarding your route.

Map data ©2010 Google

Directions weren't right? Please find your route on maps.google.com and click "Report a problem" at the bottom left.



Visitor Network Registration Instructions

ORNL Visitor Wireless Network

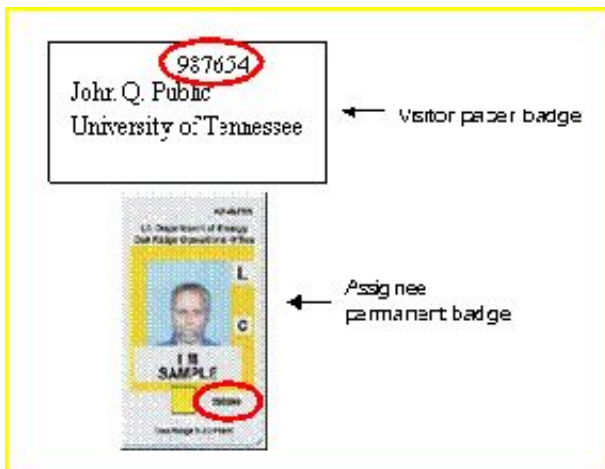
Registration Procedure

As a visitor to **Oak Ridge National Laboratory (ORNL)**, wireless computer networking is available to you in many of our buildings. To gain access, you must have a badge issued through the **Personnel Access System (PAS)**, and your PC must have a wireless Ethernet card. If you do not have a wireless Ethernet card, a limited number of wired-to-wireless Ethernet bridges may be available from your host organization.

NOTE: In ORNL building 5100, Joint Institute for computational Sciences (JICS), the wired -Ethernet may also be used by visitors in the same manner as described in this document.

To gain access to the wireless network, follow these simple steps.

1. On some systems, your card may be able to see the visitor network (ornl-visitor). If so, you may be able to simply click **OK** or **Connect** to establish a connection. In fact, some systems will do this automatically. If not, you will have to manually configure your wireless card as follows:
 - Open your wireless card's configuration utility.
 - In your card's utility **create** a new profile or **edit** your current one and select the setting called **SSID** or **Network Name**. Type in *ornl-visitor* (all lower case).
 - Set the data encryption method to **disabled**.
 - Apply these new settings and reboot your computer
2. Open your internet browser and you will be automatically sent to a visitor network registration page. At this page, enter the PAS personnel number found on the front of your visitor badge when prompted. ***This number is used to identify you and grant access to the network.***



3. **If your PAS badge number is not found** in either location as shown above, your host can obtain it by accessing PAS at <https://portal.ornl.gov/sites/bisd/apps/home.aspx> .
4. **If your browser does not reach the visitor registration page**, check the TCP/IP properties/settings for your wireless network adapter and make sure that they are set to "obtain an IP address automatically".
5. Continue on through the self-explanatory registration process. Note: you will be required to agree to an Acceptable Use Policy (AUP). A copy of this policy is given [at this link](#). Note: Your system will then be scanned for the most recent and critical cyber security vulnerabilities. If any are found, you will be directed to a website where you can obtain patches to fix the vulnerabilities. Once you have patched your system, you can attempt the registration process again.
6. Once your system has successfully passed the vulnerability scan, and you have completed the registration process, an email will be sent to your host notifying him or her of your registration.
7. Reboot your computer one final time (or release/renew your TCP/IP address, and you will have access to the wireless network and the Internet.
8. If you need to print during your visit, review the list of visitor-accessible printers at http://www.ornl.gov/ornlhome/visitor_printers.shtml
 - **Windows** - you can use our print-server via Start -> run -> \\visitorprint. If prompted for username/password, enter guest as username and no password, and then select an appropriate printer for your location
 - **MacOS and Linux** - see the special instructions for IP printing via LPD/LPR below the list of visitor-accessible printers at http://www.ornl.gov/ornlhome/visitor_printers.shtml, and then define a new IP-based printer.

If you have difficulties configuring your computer to operate with the visitor network please see your host for assistance, or you may call the ORNL Computer Helpline at 241-ORNL (6765).

Note: If you are a DOE-badged visitor from another DOE site and you use your DOE badge to gain entry to ORNL, you must also have an active PAS record in order to use the visitor wireless network. Contact your ORNL host to insure your visit has been entered into PAS.

Last modified at 4/23/2010 3:51 PM by [Franklin, Cynthia D.](#)

Comments